



MGM INSTITUTE OF HEALTH SCIENCES

(Deemed to be University u/s 3 of UGC Act, 1956)

Grade 'A' Accredited by NAAC

Sector-01, Kamothe, Navi Mumbai -410 209

Tel 022-27432471, 022-27432994, Fax 022 -27431094

E-mail: registrar@mgmuhs.com; Website :www.mgmuhs.com

Curriculum for Doctor of Medicine Pathology

Amended upto BOM- 59/2019, Dated 11/11/2019

Amended History

1. Approved as per BOM– 04/2007, Item 12.1, Dated 14/12/2007.
2. Amended as per BOM- 32/2013, [Resolution No. 5.2.4]; Dated 29/10/2013.
3. Amended as per BOM- 40/2015, [Resolution No. 3.2 (a)]; Dated 13/03/2015.
4. Amended as per BOM- 48/2017, [Resolution No. 5.25]; Dated 24/01/2017.
5. Amended as per BOM-51/2017, [Resolution No. 1.3.8.5], [Resolution No.1.3.8.11], [Resolution No.1.3.7.11], [Resolution No. 1.3.23]; Dated 28/08/2017.
6. Amended as per BOM-52/2018, [Resolution No. 3.6.6]; Dated 13/01/2018.
7. Amended as per BOM-55/2018, [Resolution No. 4.13], [Resolution No. 4.5.4.2], Dated 27/11/2018.
8. Amended as per BOM-57/2019, [Resolution No. 3.1.2.4], [Resolution No. 3.1.4.2], Dated 26/04/2019.
9. Amended as per BOM-59/2019, [Resolution No. 3.1.2.7]; Dated 11/11/2019.

INSPIRING MINDS



Mission

To improve quality of the life for individuals and community by promoting health, preventing and curing disease, advancing biomedical and clinical research and educating tomorrow's Physicians and Scientists.


Vision

By 2020 the MGM University of Health Sciences will rank one of the top private Medical Institution. This will be achieved through ground breaking **discoveries in basic sciences and clinical research** targeted to prevent and relieve human suffering, **excellence in Medical Education** of the next generation of academic clinicians and intrinsic scientists.

MGM University of Health Sciences will transform the **Education of tomorrow's Physicians and Scientists** conducting **Medical Research** to advance health and improving lives by providing world-class patient care.

Many see the 21st Century as the golden age of biomedical research. The MGM University of Health Sciences will position for leadership at the horizon of this new era to promote and stabilise stand human health with a standard of excellence.

Chancellor's Message



It is my pleasure to welcome you to join constituent colleges of Mahatma Gandhi Misson's (MGM) University of Health Sciences, Navi Mumbai. I wish to avail this opportunity to apprise you and your parents about the academic excellence of the deemed university.

The MGM University of Health Sciences was established u/s 3 of UGC Act, 1956 vide HRD Notification No.F.9-21/2005-U.3(A) dated 30-8-2006. The MGM University is an outcome of untiring efforts of our educationists, professionals, social activists, technocrat, students and parents. The Mahatma Gandhi Mission Trust that manages the University of Health Sciences and over 40 institutions in Navi Mumbai, Aurangabad, Nanded, and Noida has the vision to empower the masses with the availability of state-of-the-art education. Most of our institutions have ISO certifications that further endorse our commitment to stringent quality standards. I am proud to state that we have succeeded in these accomplishments during our journey of the past 25 years.

I recollect the memories of struggle and determination when the MGM Trust established its two medical colleges, one each at Navi Mumbai and Aurangabad some twenty years ago. Both the medical colleges have grown into institutions imparting both undergraduate and postgraduate courses, and delivering quality health care to communities in their respective areas. While both colleges are engaged in their primary functions of teaching, patient care and research, they have

also excelled in their pursuit for advancement of science and in taking health services to communities through extension programmes. A shining example is the establishment of the Department of Infectious Diseases in 1993 in collaboration with the University of Texas-Houston, USA. This department has established the state-of-the-art clinical services and laboratories for research and care of infectious diseases and received the acclaim of Director General of ICMR when he stated "MGM is the first medical college in India to establish a separate department of infectious diseases. This is the need of the hour." The department has undertaken path-breaking research and shaped the course of our national control programmes on HIV/AIDS and tuberculosis. The original research of the constituent colleges has been acclaimed among the scientific world globally.

In an era of economic liberalization and the competition among varsities, both in and out of India, the task of grooming professionals who will compete with the best in the world, is tough. To aid our efforts to excel, MGM University of Health Sciences has the latest research facilities, a dedicated research faculty, as well as an array of distinguished visiting faculty members. The quiet ambience of our campuses, the well filled library with subscriptions to international and national journals, and the lush-green gardens add to our accomplishments.

Considering the manpower needs of

educational, industrial agricultural, and health sector to maintain their steady growth, several fresh M.Sc. courses have been launched. M.Sc. courses introduced at the University from the current academic year shall provide knowledge, skills and subsequent employability that are at par with the counterparts in India and abroad. The curricula of the courses have been designed by experts and peer-reviewed with an emphasis on the job requirements of educational institutions, industries, health care, and research institutions. These courses will empower the students to choose a career in a classroom, a research laboratory or an industry. I am happy that the university is ticking towards the pinnacle with the introduction of these value-added postgraduate courses in medical biotechnology, medical genetics and other basic sciences.

Finally, I wish to place on record my gratitude to the founder members, stake-holders, faculty, staff, students and their parents for providing the MGM Trust with your advice and support.

Once again, it is my pleasure to welcome you to join constituent colleges of MGM University of Health Sciences' at Navi Mumbai and Aurangabad.

Kamal Kishore Kadam
Chancellor



Dr R.D.Bapat
Vice Chancellor



Dr S.N.Kadam
Pro Vice Chancellor




Dr N.N.Kadam
Director (Examination)



Dr Ajit shroff
Dean (Aurangabad Campus)



Dr Z.G. Badade
Registrar



Dr G.S.Narshetty
Dean (Navi Mumbai Campus)

To
The Registrar
MGM University Kamothe
Navi Mumbai

Dear Sir,
Please final herewith the approval scheme of examination & passing heads for the postgraduate degree course in pathology will be as follows:-

University has conduct examination at the end of three academic years. University shall conduct two examinations in a year with the interval not less than six months between the two examinations. Examination shall consist of thesis, theory papers & practical / oral examination.

Passing head & standard of passing

There will be two heads of passing

- 1) Four papers of theory form one head of passing
- 2) Practical & oral taken together shall form second head of passing. A candidate must pass in both the heads at one & same attempt. A candidate passing in one head & failing in other head will be declared fail & shall not be entitled to any exemption in the subsequent attempt.

Criteria of passing

1. Fifty percent of the total marks in theory examination
 2. Fifty percent of the total marks in oral & practical taken together
- In any of the paper in theory he must not obtain less than 40% marks to be declared pass (Total of all papers however must of 50% of the total marks of theory)

Scheme of theory examination

1. There shall be four papers at MD exam of 100 marks each.
2. Each paper shall be of 3 hours duration.
3. Pattern of question paper will be as follows: -
- 4.

Current Pattern of Examination dated May 2011

Total No. of paper 4 , 100 marks, each of 3 hrs duration

Each paper - has 2 sections i.e. section A & B

Section A - Attempt any five SAQ out of Six

5x10 = 50

Section B - Attempt Two long answer questions

2x25 = 50

Paperwise distribution of topics is as given

I - General pathology including general Neoplasia. Immunopathology & cytopathology.

Cellular responses to stress and noxious stimuli, adaptations of cellular growth and differentiation like hypertrophy, hyperplasia, atrophy metaplasia. Overview of cell injury and cell death, causes of cell injury, morphologic alterations in cell injury, mechanisms of cell injury, clinico-pathologic correlations, apoptosis, autophagy, intracellular accumulations, pathologic calcifications, cellular aging. Overview of inflammation, acute inflammation, outcome of acute inflammation, chronic inflammation, mediators of inflammation, systemic effects of inflammation, consequences of defective or excessive inflammation. Control of normal cell proliferation and tissue growth, cell cycle and the regulation of cell replication, mechanism of tissue and organ regeneration, extracellular matrix and cell matrix interactions, healing by repair, scar formation and fibrosis. Oedema, hyperemia and congestion, hemorrhage, hemostasis and thrombosis, embolism, infarction, shock. Human genetic architecture, genes and human diseases, mendelian disorders, complex multigenic disorders, chromosomal disorders, single-gene disorders with nonclassic inheritance, molecular diagnosis of genetic diseases. The normal immune response, hypersensitivity and autoimmune disorders, rejection of tissue transplants, immunodeficiency syndromes, amyloidosis. Neoplasia-nomenclature, characteristics of benign and malignant neoplasms, epidemiology, molecular basis of cancer, molecular basis of multistep carcinogenesis, carcinogenic agents and their cellular interactions, host defense against tumors - tumor immunity.

II – Systemic pathology including systemic Neoplasia.

Blood vessels – structure and function various pathologies, heart, diseases of white blood cells, lymph nodes, spleen, thymus. Red blood cells & bleeding disorders, the lung, head & neck, gastrointestinal tract, liver & biliary tract, the pancreas, the kidney, the lower urinary tract & male genital system, the female genital tract, the breast, the endocrine system, the skin, bones joints & soft tissue tumors, peripheral nerve & skeletal muscle, the central nervous system, the eye.

III – Hematology, transfusion medicine, Immunohematology including recent advance.

Normal hematopoiesis, deficiency anaemias, hemolytic anemias, bone marrow failure syndromes and iron overload disorders, non-neoplastic disorders of white cells, acute leukemias, myelodysplastic syndromes, myeloproliferative neoplasms, lymphoproliferative disorders, multiple myeloma and waldenstrom

macroglobulinemia, disorders of mononuclear phagocytic system, infections diagnosed in blood and bone marrow, bone marrow in non-hemopoietic diseases, disorders of hemostasis. Storage and issue of blood, donor screening, donor room procedures, adverse donor reactions, serology laboratory-blood bank routine laboratory, component laboratory, management of transfusion reactions/ SHOT, rational use of blood, apheresis, autologous blood transfusion. General principles of microbial pathogenesis, viral infections, bacterial infections, fungal infections, parasitic infections.

IV – Clinical pathology, chemical pathology, pathology of infection diseases including recent advance.

Clinical pathology of cancer, evaluation of renal function, water, electrolytes and acid base balance, biochemical markers of bone metabolism, carbohydrates, lipids and dyslipoproteinemia, evaluation of cardiac injury and function, specific proteins, clinical enzymology, evaluation of liver function, laboratory diagnosis of gastrointestinal and pancreatic disorders, toxicology and therapeutic drug monitoring, evaluation of endocrine function, reproductive function and pregnancy, vitamins and trace elements, urine and other body fluids, general principles of microbial pathogenesis, viral infections, bacterial infections, fungal infections, parasitic infections, introduction to molecular pathology, molecular diagnostics: Basic principles and techniques, polymerase chain reaction and other chain reaction amplification technology, hybridization array technologies, applications of cytogenetics in modern pathology, establishing a molecular diagnostics laboratory,

Duration of examination may vary depending upon the number of candidates.

Day – 1

Clinical case will includes

Urine Examination	-	15 marks
Biochemical test	-	15 marks
Hemogram	-	15 marks
Special hemat test	-	15 marks
Case discussion	-	15 marks
Autopsy/reconstructed autopsy	-	20 marks
Gross/ morbid anatomy	-	35 marks
Hematology & cytology slides 15x5	-	75 marks
<i>Five minutes for each slide</i>		
Total marks	-	205 marks

Day -2

- i) Histopathology slides – 25 in numbers - 125 marks
(Candidate should be assessed in exudates performance in identifying common as well as rare lesions 5 minutes for each slides).
- ii) Serology techniques including blood bank technique - 15 marks
- iii) Histopathology techniques
 - block cutting & H& E staining - 10 marks
 - Special stain -1 - 05 marks

iv) Viva –voice - includes - 40 marks.

Student examined by all the 4 examiners

Together for subjects knowledge, analytical approach expression and interpretation of data and discussion related to dissertation.

Total Marks - 195 marks.

Scheme of practical Examination :

- 1) Practical examination for the subject in pathology shall be conducted to test the knowledge and competence of the candidate for marking valid and relevant observations based on Laboratory/experimental studies and his ability to perform such studies relevant to his subjects.
- 2) All the 4 examiners will sit together to examine the candidate. At least one internal and one external would assess the candidate for exercises like histopathology slides, clinical case, hematology and cytology slide, grossing, autopsy, histotechniques and serology.
- 3) All four examiner will conduct viva-voice

Distribution of marks for the practical exercises :

Sr. No.	Exercises	Maximum marks
1.	Histopathology slides (25 slides, 5 marks each)	125
2.	Clinical case	75
3.	Hematology & cytology Slides 10 & 5 respectively (5 marks each)	75
4.	Grossing	35

5.	Histotechniques	15
6.	Autopsy	20
7.	Serology	45
8.	Viva –voice	40
	Total marks	400

Proposed academic calendar for post graduate course in MD Pathology - at MGM Medical college Kamothe, Navi Mumbai.

Duration & course – 3 years.

Course curriculum includes –

Postings : Each student has to work by rotation in various sections of pathology as shown below.

Post graduate activities – Each PG student has to attend & participate in weekly programme & accordingly assessment is maintained.

Log book - Each student has to maintain log book to be certified by section in charge monthly & finally by head of the department.

Examination : First year 1st may to 31st may .1st Internal exam – 15 to 31 may.

Second year- 1st june to 31st june, 2nd internal exam – 15th to 31st may.

Third year – 1st June to 30th April

Submission of thesis – October 31st

Preliminary exam – March

Preparation leave – April

University exam – May

Year wise posting of the PG students

First year – Central lab – 6 months

(Hemat + clinical path + Biochem)

Cytology – 3 months

Histopathology – 3 months.

Second year – Central lab – 3 months.

Cytology – 2 months

Histopath – 6months

Clin Autopsy – 1 month

Third year – Central lab – 1 month

Cytology – 2 months

Histopath – 5 months

Microbiology + Blood bank – 1 month

Clin. Autopsy – 1 month

External posting – Tata Hospital – 1 month.

(Tumor pathology)

HOD

**MGM's Medical College
Kamothe, Navi Mumbai**

BOARD OF MANAGEMENT - 40 / 2015 DATED 13.03.2015

Item No. 3: To consider and take appropriate resolutions on the recommendations and decisions taken by the Academic Council (AC-20/2015) in its meeting held on Wednesday, 15th April 2015.

3.2: PARA-CLINICAL :

Resolution No. 3.2(a): Resolved that M.D. students in Pathology should have 15 days

posting in Biotechnology since as per MCI, 6 months of Allied posting can be given as per HOD's mutual agreement.

Approved in Bom 32/2013, Dated 29/10/2013

Resolution No. - 5.2.4.

5.2.4 Introduction of "Quality control in Laboratory" in MD Pathology

Resolution No. 5.2.4 : Resolved to add topic "Quality control in Laboratory" in MD Pathology theory syllabus.

MGM INSTITUTE OF HEALTH SCIENCES, NAVI MUMBAI

MARKLIST FOR PRACTICAL AND VIVA-VOCE EXAMINATION

EXAM CENTRE: _____ COURSE / EXAM : PG –

DATE OF EXAMINATION: _____ EXAMINATION FOR: M.D. (PATHOLOGY)

Seat No.	Clinical / Practical Examination								Viva Voce Examination			Grant Total 400 Marks
	Histopathology 25-slides	Clinical case	Haematology & Cytology 15-slides	Grossing	Autopsy	Histotechniques	Serology	Total	Viva Voce	Dissertation Viva	Total	
	125 marks	75 marks	75 marks	35 marks	20 marks	15 marks	15 marks	360	36	4	40 Marks	

NAME OF EXAMINER	COLLEGE	SIGNATURE WITH DATE
1.		
2.		
3.		
4.		

ii)	M.D.	PATHOLOGY	<p>I. General Pathology including General Neoplasia, Immunopathology and cytopathology.</p> <p>II. Systemic Pathology including Systemic Neoplasia.</p> <p>III. Haematology, Transfusion medicine, Immunohaematology including Recent Advances.</p> <p>IV. Clinical Pathology, Chemical Pathology, Pathology of infectious diseases, Recent Advances.</p>
-----	------	-----------	---

IN PURSUIT OF EXCELLENCE

**MGM DEEMED UNIVERSITY
OF HEALTH SCIENCES**

Constituent Colleges

Navi Mumbai

M.G.M. Medical College
M.G.M School of Biomedical Science
M.G.M School of Physiotherapy
M.G.M New Bombay College of Nursing
M.G.M College of Nursing

Aurangabad

M.G.M. Medical College
M.G.M School of Biomedical Science
M.G.M School of Physiotherapy
M.G.M College of Nursing



MAHATMA GANDHI MISSION



AURANGABAD

- MGM's Jawaharlal Nehru Engineering College
- MGM's Institute of Management
- MGM's Mother Teresa College of Nursing
- MGM's Mother Teresa Institute of Nursing Education
- MGM's College of Journalism & Media Science
- MGM's Medical Center & Research Institute
- MGM's College of Fine Arts
- MGM's Dr. D. Y. Pathrikar College of Comp. Sc. & Tech.
- MGM's Hospital & Research Center
- MGM's College of Agricultural Bio-Technology
- MGM's Dept. of Bio-Technology & Bio-informatics.
- MGM's Inst. of Hotel Management & Catering Tech.
- MGM's Institute of Indian & foreign Languages & Comm.
- MGM's College of Physiotherapy
- MGM's Hospital, Ajabnagar
- MGM's Sangeet Academy (Mahagami)
- MGM's Institute Naturopathy & Yoga
- MGM's Sports Club & Stadium
- MGM's Institute of Vocational Courses
- MGM's Horticulture
- MGM's Health Care Management
- MGM's Junior College of Education (Eng. & Mar.)
- MGM's Sanskar Vidyalaya (Pri. & Sec. - Mar.)
- MGM's Clover Dale School (Pri. & Sec. - Eng.)
- MGM's First Steps School (Pre-Primary - English)
- MGM's Sanskar Vidyalaya (Pre-Primary - Marathi)
- MGM's School of Biomedical Sciences

NAVI MUMBAI

- MGM's College of Engineering & Technology
- MGM's Institute of Management Studies & Research
- MGM's Dental College & Hospital
- MGM's College of Physiotherapy
- MGM's College of Media Science
- MGM's Institute of Research
- MGM's New Bombay Hospital, Vashi
- MGM's Hospital, CBD
- MGM's Hospital, Kamothe
- MGM's Hospital, Kalamboli
- MGM's Infotech & Research Centre
- MGM's Pre-Primary School (English & Marathi)
- MGM's Primary & Secondary School (Eng. & Mar.)
- MGM's Junior College Science
- MGM's Junior College of Vocational Courses
- MGM's Florence Nightingale Inst. Nursing Edu.
- MGM's College of Nursing
- MGM's College of Law

NANDED


- MGM's College of Engineering
- MGM's College of Fine Arts
- MGM's College of Computer Science
- MGM's College of Journalism & Media Science
- MGM's Centre for Astronomy & Space Tech.
- MGM's College of Library & Information Science

PARBHANI

- MGM's College of Computer Science

NOIDA (U.P.)

- MGM's College of Engineering & Technology



MGM University of Health Sciences
(Education - Health Services - Research)
A Mission started, nurtured and Managed
by Professional Doctors, Scientists Engineers...



MGM INSTITUTE OF HEALTH SCIENCES

(Deemed University u/s 3 of UGC Act, 1956)



Post Box -6, MGM Educational Complex, Sector-18,
Kamothe, Navi Mumbai – 410209
Ph : - 022-27422471, 65168127, 65138121 Fax : 022-27420320
E-mail : mguniversity@mgmuhs.com
Website: www.mgmuhs.com

Resolution passed in BOM – 48/2017, dated 24/01/2017

Resolution No. 5.25: Resolved to institute 6 monthly progress Report for PG Students of all Courses from the batches admitted in 2016-17. **[Annexure-XVII of BOM-48/2017]**

**Mahatma Gandhi Mission's Medical College and Hospital
Navi Mumbai**

Six monthly Progress Report for Postgraduate Students

PART A

Name of the PG student: _____

Department: _____

Admitted in (Month and Year): _____

Name of the PG guide: _____

Report for the period: _____ to _____

Attendance: _____ days (____%)

PART B

Grading as per performance

Grade	Percentage
A	80% and above
B	65% to 79%
C	50% to 64%
D	Below 50%

1. OPD work:
2. Ward work:
3. Lab work:
4. OT work:
5. ICU work:
6. Teaching assignments:

PART C

Progress of Thesis

PART D

Activities from serial No. 1 to 5 should be rated on a scale of 0 to 10.

1. Case Presentations

Sr. No.	Topic	Date	Guide	Marks

2. Microteaching

Sr. No.	Topic	Date	Guide	Marks

3. Recent Advances

Sr. No.	Topic	Date	Guide	Marks

PART E

1. Papers presented

Sr. No.	Title of Paper	Authors	Event	Date

2. Posters presented

Sr. No.	Title of Poster	Authors	Event	Date

3. Publications

(Note: Mention only those publications that are published or are accepted for publication during the said period only)

Sr. No.	Title of Paper	Authors	Journal	Year/Vol/ Issue	Page Nos	Indexed/ Non-Indexed	Status

4. Seminars

Sr. No.	Topic	Date	Guide	Marks

5. Journal Clubs

Sr. No.	Journal	Title of Paper	Date	Guide	Marks

6. Marks obtained in tests

Sr. No.	Date	Theory / Practical	Marks obtained

7. Any other academic activity conducted:

PART E

1. Papers presented

Sr. No.	Title of Paper	Authors	Event	Date

2. Posters presented

Sr. No.	Title of Poster	Authors	Event	Date

3. Publications

(Note: Mention only those publications that are published or are accepted for publication during the said period only)

Sr. No.	Title of Paper	Authors	Journal	Year/Vol/ Issue	Page Nos	Indexed/ Non-Indexed	Status

Certificate by the PG Guide

This is to certify that Dr. _____ has an attendance of _____% , during the period _____ to _____ His /Her performance during the said period has been **satisfactory/ average / unsatisfactory**.

Overall Grading: _____

Date: _____

Name and Signature of PG guide:

Certificate by the Head of Department

This is to certify that the performance of Dr. _____ during the period _____ to _____ has been **satisfactory/ average / unsatisfactory**.

Overall Grading: _____

Date: _____

Name and Signature of HOD:

Final Remarks

Satisfactory / Average / Unsatisfactory

Director (Academics)

Dean

Date: _____

PG, Pathology

Resolution No. 1.3.8.5 of BOM-51/2017: Resolved to approve subject wise topics for PG teaching (Microbiology, Pathology, Pharmacology, FMT). **[Annexure VI]**

AGREEMENT

50/100/10/17 Teaching Units

10/10/17

10/10/17

2	Recent Advances in Apoptosis
3	Breast - Prognostic Markers
4	Giant Cell Tumors of Bone
5	Small Round Cell Tumors of Childhood
6	IHC of Soft Tissue Tumors
7	Prostate Carcinoma grading and staging
8	Ovarian Tumors
9	Pathology & Pathogenesis & Complications of Diabetes Mellitus
10	Lab Investigation of Diabetes Mellitus
11	Testicular Biopsies in male Infertility
12	Recent Advances in Tuberculosis
13	Viral Hepatitis Markers
14	Solitary Thyroid Nodules
15	Multiple Endocrine Neoplasia
16	Fungal Infection of Skin
17	Immunofluorescent study of Vesicobullous lesion of Skin
18	Congenital dyserythropoietic anemia
19	Classification and lab diagnosis of haemolytic anemias
20	Haemoglobinopathies with relevant lab investigations
21	Sideroblastic anemia
22	Eosinophils in Health and disease
23	Plasma cell dyscrasias
24	Monocyte-Macrophage system in Health and disease

10/10/17

Ray 10/10/17
Item 10 x 11

25	Stem cell transplantation
26	Hematological changes in AIDS
27	Investigations in case of increased thrombotic risk
28	Preparation of blood components and the importance in blood transfusion
29	Quality control and quality assurance hematology laboratory
30	Purpuras
31	Paraproteinaemias
32	Evaluation of erythron function in man
33	Automated cell counters
34	Role of urine examination in case of jaundice
35	Urinary deposits
36	Diagnostic application of microscopic examination of urine
37	Amniocentesis
38	Clinical significance of examination of CSF in disease
39	Electrophoresis
40	Enzymes in health and disease
41	Disposal of biomedical solid waste
42	Renal function tests
43	Role of bronchial brushings, bronchial washings, bronchial biopsy and BAL fluid examination in diagnosis of pulmonary diseases
44	Serological tests available for the diagnosis of various malignancies
45	Semen analysis
46	Flow cytometry
47	Liver function tests and their value in diagnosis of liver diseases
48	Disposal of biomedical solid waste
49	Renal function tests
50	Laboratory investigation in male infertility

Key
22/3/17

Resolution No. 1.3.8.11 of BOM-51/2017: Resolved to approve the topics to be included under Bioethics in UG. **Annexure-IX**

Bioethics Topics for UG/PG

Topics for MD Pathology Syllabus

1. Blood Transfusion
2. Integrity
3. Ownership of investigative material
4. Dichotomy

Resolution No. 1.3.7.11 (i) of BOM-51/2017: Resolved that the following Bioethics topics in PG Curriculum are to be included for PG students of all specialization and a sensitization of these topics can be done during PG Induction programme:

- Concept of Autonomy
- Informed Consent
- Confidentiality
- Communication Skills
- Patient rights
- Withholding / Withdrawing life-saving treatment
- Palliative Care
- Issues related to Organ Transplantation
- Surgical Research and Surgical Innovation
- Hospital Ethics Committee
- Doctor-Patient relationship

PG,
30 copies

Resolution No. 1.3.23 of BOM-51/2017: Resolved to implement a Structured Induction programme (07 days) for PG students. [Annexure-XLIV]

MGM INSTITUTE OF HEALTH SCIENCES
Navi Mumbai

Induction Program for newly admitted Postgraduate students

Day 1	<ul style="list-style-type: none">• Address by Dean, Medical Suptd, Director (Academics)• Pre-test• Communication Skills• Universal Safety Precautions• Biomedical Waste Management• Infection Control Policy
Day 2	<ul style="list-style-type: none">• Emergency services• Laboratory services• Blood Bank services• Medicolegal issues• Prescription writing• Adverse Drug Reaction• Handling surgical specimens
Day 3	<ul style="list-style-type: none">• Principles of Ethics• Professionalism• Research Ethics• Informed Consent• Confidentiality• Doctor-Patient relationship
Day 4	<ul style="list-style-type: none">• Research Methodology
Day 5	<ul style="list-style-type: none">• Synopsis writing
Day 6	<ul style="list-style-type: none">• Dissertation writing• Statistics
Day 7	<ul style="list-style-type: none">• ATLS• Post-test

The Induction Program will be conducted in the first week of June.
Timing: 9.30 am to 3.30 pm

(Prof. Dr. Siddharth P. Dubhashi)
Director (Academics)

Resolution No. 3.6.6 of BOM-52/2018: Resolved to accept posting schedule of MD students in allied department [Annexure-VII] ✓

Schedule of Allied Posting for Post graduates

Pathology

Sr no.	Mandatory Postings	Duration
1.	Transfusion Medicine	1 Month
2.	Microbiology	1 Month
3.	Biochemistry	1 Month
	Elective Postings	
1.	Cytogenetics	15 days
2.	Central Research Laboratory	15 days
3.	Biotechnology	1 Month

Resolution No. 4.5.4.2 of BOM-55/2018: Resolved to have 10 short notes out of 11 (10 marks each) in all the papers in university examination for PG courses including superspeciality. To be implemented from batch appearing in April/May 2019 examination onwards for MD/MS/Diploma and August/September 2019 examination onwards for superspeciality.

Resolution No. 4.13 of BOM-55/2018: Resolved as follows:-

- (i) Slow learners must be re-designated as potential learners.
- (ii) Students scoring less than 35% marks in a particular subjects/course in the 1st formative exam are to be listed as potential learners. These learners must be constantly encouraged to perform better with the help of various remedial measures.
- (iii) Students scoring more than 75% marks in a particular subjects/course in the 1st formative exam are to be listed as advanced learners. These learners must be constantly encouraged to participate in various scholarly activities.

Resolution No. 3.1.2.4 of BOM-57/2019: It was resolved to approve the proposed topics for third & fourth Paper in MD Pathology University Examination from batch appearing in April 2020 University examination:

	Existing Portion (Paperwise)	Proposed Portion (Paperwise)
Paper 3	Haematology, Transfusion Medicine, Immuno Hematology including recent advances	Haematology, Transfusion Medicine (Blood banking), Laboratory medicine (Clinical Pathology, Chemical Pathology and infectious diseases
Paper 4	Clinical Pathology, Chemical Pathology, Pathology and infectious diseases and recent advances	Recent Advances and applied aspects

Resolution No. 3.1.4.2 of BOM-57/2019:

- i.** Resolved to include “Gender Sensitization” into UG (from new batch 2019-2020) and PG (from existing batches) curricula. [**Annexure-21**]
- ii.** Resolved to align the module of “Gender Sensitization” with MCI CBME pattern for MBBS students.
- iii.** Resolved that Dr. Swati Shiradkar, Prof., Dept. of OBGY., MGM Medical College, Aurangabad will coordinate this activity at both campuses.

Annexure - 21

Gender sensitization for UG (2nd , 3rd , 8th semesters) and PG (3 hours)

INCLUSION OF “ GENDER SENSATIZATION” IN CURRICULUM

Introduction :

The health care provider should have a healthy gender attitude, so that discrimination, stigmatization, bias while providing health care will be avoided. The health care provider should also be aware of certain medico legal issues related with sex & gender.

Society particularly youth & adolescents need medically accurate, culturally & agewise appropriate knowledge about sex, gender & sexuality. So we can train the trainers for the same. It is need of the hour to prevent sexual harassment & abuse .

To fulfill these objectives, some suggestions are there for approval of BOS.

Outline

- 1)For undergraduates :- Three sessions of two hours each, one in 2nd term, one in 3rd term & one in 8th term.
- 2)For Faculties and postgraduates :- One session of two hrs .
- 3)For those want to be trainers or interested for their ownself, value added course, which is optional about sex, gender, sexuality & related issues.

Responsibility

ICC of MGM, MCHA , with necessary support from IQAC & respective departments.

Details of undergraduate sessions

1)First session in 2nd term

Aim – To make Students aware about the concept of sexuality & gender.

To check accuracy of knowledge they have,

To make them comfortable with their own gender identify & related issues.

To make them aware about ICC & it is functioning.

Mode – Brain storming , Interactive power point presentation experience sharing.

Duration – Around two hours

Evaluation – Feedback from participants.

2)Second session in 3rd / 4th term

Aim – To ensure healthy gender attitude in these students as now they start interacting with patients.

To ensure that the maintain dignity privacy while interacting with patients and relatives, particularly gender related.

To make them aware about importance of confidentiality related with gender issues.

To encourage them to note gender related issues affecting health care & seek solutions.

Mode – focused group discussions on case studies, Role plays & discussion.

--3--

Duration – Around two hours.

Evaluation – Feedback from participants.

Third session in 8th term.

Aim – To understand effect of gender attitudes on health care in various subjects.

To develop healthy gender attitude while dealing with these issues.

Mode – Suggested PBL by departments individually. (In collaboration with ICC till faculty sensitization is complete)

Evaluation – Feedback

FOR POSTGRADUATES

Session of 2-3 hrs preferably in induction program.

Aim – To introduce medically accurate concept of gender, sex, gender role & sex role.

To ensure healthy gender attitude at workplace.

To understand gender associated concepts on health related issues & avoid such bias while providing health care.

To make them aware about ICC & its functioning.

Mode – Interactive PPT

Role plays & discussion

Duration – 2 to 3 hrs

Evaluation – Feedback.

FOR FACULTIES

Session of 2 hours may be during combined activities.

Aim – To ensure clarity of concept about gender & sex.

To discuss effect of these concepts on health-related issues.

To identify such gender & sex-related issues in individual subject specialties.

To discuss methodology like PBL for undergraduate students when they are in 7th-8th semester.

Mode – Role play

 Focused group discussion

 Case studies

Evaluation – Feedback.

Resolution No.3.1.2.7 of BOM-59/2019: The revised distribution for mandatory allied posting for MD Pathology training which is in accordance with MCI Guidelines is approved. This is to be effective from Academic Year 2019-20 onwards. **[Annexure-10]**

1. Item 10: Change in Mandatory allied posting schedule for MD Pathology

Sr no.	Existing	Proposed
1.	Transfusion Medicine 1 Month	Blood Bank/ IHBT 2 Months 1 month in 1st year and 1 month in final year
2.	Microbiology 1 Month	Microbiology 15 days (Final Year)
3.	Biochemistry 1 Month	Biochemistry 15 days (Final Year)
4	Cytogenetics 15 days	Cytogenetics 15 days (Final Year)
5	Central Research Laboratory 15 days	Molecular Pathology 15 days (Final Year)
6	Biotechnology 1 Month	
	Total Duration 5 months	Total Duration 4 months



MGM INSTITUTE OF HEALTH SCIENCES

(Deemed to be University u/s 3 of UGC Act, 1956)

Grade 'A' Accredited by NAAC

Sector-01, Kamothe, Navi Mumbai - 410209

Tel 022-27432471, 022-27432994, Fax 022-27431094

E-mail- registrar@mgsuhs.com Website : www.mgsuhs.com

